




STANDARD COLORS

Due to limitations in the printing process, please request actual color chips for accurate color viewing.



SHASTA WHITE



PARCHMENT




ALMOND



SIERRA TAN



BUCKSKIN



MEDIUM BRONZE



AGED BRONZE



COPPER BROWN



DARK BRONZE



TERRA-COTTA



DEEP RED



COLONIAL RED



BURGUNDY



BRISTOL BLUE



ROYAL BLUE



PATINA GREEN



HEMLOCK GREEN




TEAL GREEN



FOREST GREEN



EVERGREEN



HARTFORD GREEN



CITYSCAPE



ZINC GREY



CHARCOAL GREY



MATTE BLACK

PREMIUM COLORS

Berridge premium colors require a nominal surcharge.




NATURAL WHITE




AWARD BLUE

METALLIC COLORS


Berridge metallic colors are premium finishes which require a nominal surcharge. Due to limitations in the printing process, please request actual color chips for accurate color viewing.



CHAMPAGNE




COPPER-COTE™




ANTIQUÉ
COPPER-COTE

NATURAL METAL FINISH

Berridge Acrylic-Coated Galvalume® is a coated sheet product that combines the corrosion resistance of GALVALUME® steel sheet with a clear, organic resin applied to the top side and bottom side of GALVALUME® substrate.




ACRYLIC-COATED
GALVALUME®



ZINC-COTE™



LEAD-COTE™



PREWEATHERED
GALVALUME®



All colors except Award Blue, Charcoal Grey, Dark Bronze, Evergreen, Hartford Green, Matte Black and Teal Green comply with LEED® v3 & Energy Star requirements for roof slopes greater than 2:12. Natural White complies with LEED® v3 & Energy Star requirements for low slopes less than or equal to 2:12.